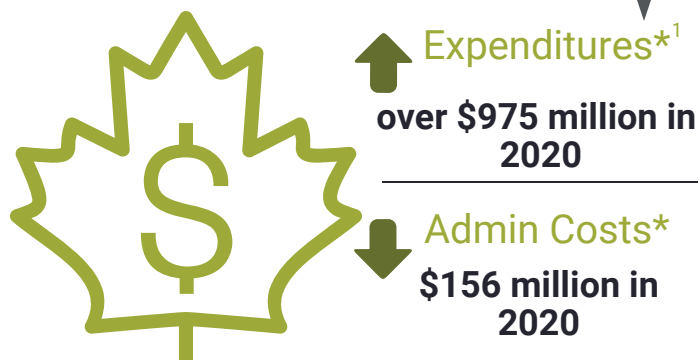


# Legal Aid in Canada

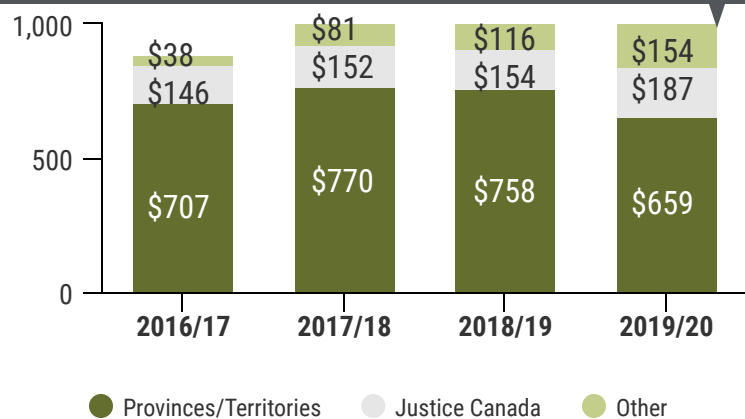
The annual legal aid report presents data on how legal aid is delivered in Canada. This infographic presents trend data over four years from 2016 to 2019.

Expenditures have been slightly increasing year over year while administrative costs are trending downward

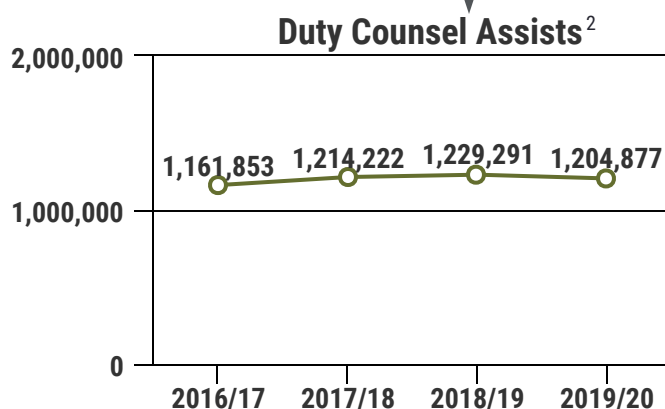
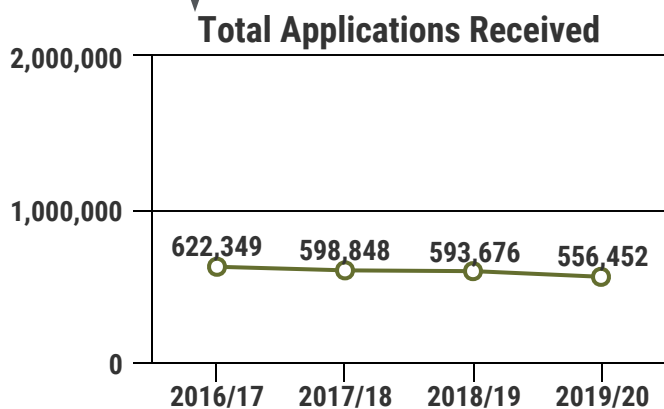


\*Expenditures, costs & revenue reported in 2020 constant dollars on May 21, 2021

Majority of revenue\* contributed by PTs (in millions)

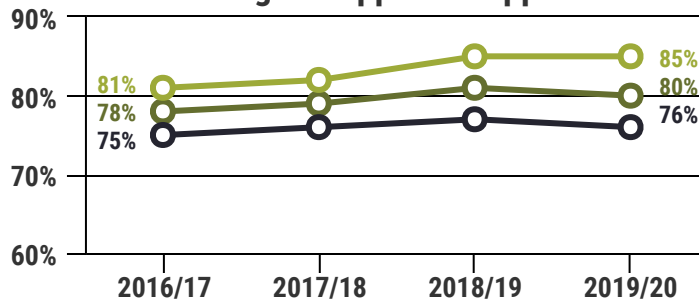


The number of legal aid applications has consistently been over 500,000 year over year while the number of duty counsel assists continues to be over 1.2 million



There have been slight increases in the percentage of approved applications year over year and by application type

## Percentage of Approved Applications



\*\*includes Immigration and Refugee (I&R) matters

The majority of legal aid applicants are male. A large portion of applicants are between 18 and 34 years of age



**Male Applicants (61%)**



**Applicants aged 18-34 (45%)**

## Application Characteristics

Constant across all years

Slightly over half of applications are for criminal matters while the most common reason for refusing an application is financial ineligibility



**Criminal Applications (54%)**



**Ineligibility Main reason for application refusal (49%)**

### Notes:

<sup>1</sup> Expenditures: payments made by legal aid plans to private law firms for the delivery of legal services and the costs of legal services delivered by legal aid plan staff.

<sup>2</sup> Duty counsel assists: services provided by a lawyer at a location other than a legal aid office, generally at court or a place of detention. Most often, the services provided are brief, and pertain to provision of summary services, docket court appearances, or representation at a first appearance or plea court.



Department of Justice Canada

Ministère de la Justice Canada

Canada